






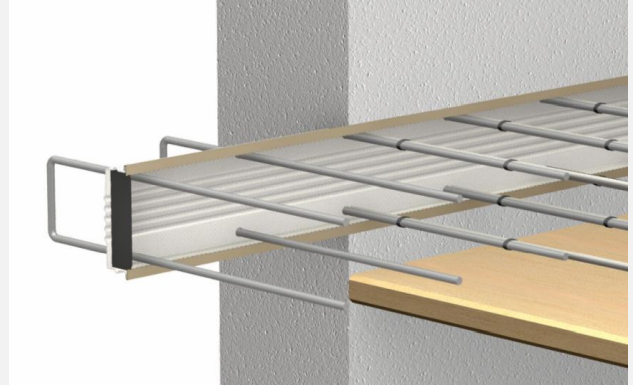

## MOUNTING INSTRUCTIONS



### TERWA STARTER BOX | **TYPE W**





## ASSEMBLY INSTRUCTIONS

<p><b>1. Nailing the starter box rail to the formwork</b></p> 	<p><b>2. Concreting the element</b></p> 
<p><b>3. After removal of the formwork from the concreted component, tear away the protective film along the incisions</b></p> 	<p><b>4. Bend away bars using the special pipe-shaped bending component or the grip ferrule. Avoid having to bend bars again</b></p> 
<p><b>5. The bendable bars are ready for joining with further reinforcement bars</b></p> 	<p><b>6. View of joints of two elements</b></p> 

### Additional remarks

- Before concreting the TERWA Starter Box bendable reinforcement bar system, the location of the component rebar needs to be inspected so as to maintain the required anchor lengths and bar overlay values. The 'h' dimension, or the section anchored in the first stage is calculated from the formwork face.
- Welding the bars in the bending area can negatively influence the properties of the steel, hence, it should be avoided. In the other sections, it should be executed at the responsibility of the contractor.
- The TERWA Starter Box reinforcement bar load bearing capacity is lower by approx. 20% due to bending to fit the profiles and then bending away. Hence, reinforcement bars should be bent only once. Do not carry out bending in an ambient temperature below 15°C.

**TOOLS**

	<b>Name</b>	<b>Packaging [pcs.]</b>	<b>Weight [kg/pcs]</b>	<b>Art.no.</b>
	Pipe-shaped ferrule with a latch for bending the reinforcement bars	1	1,18	ZB-ZO-CS-0-02568
	Bar bending ferrule of the 'console' type. For rails with a maximum width up to 190mm	1	3,10	ZB-ZO-CS-0-05611

## CONTACT



TERWA is the global supplier for precast and construction solutions with multiple offices around the world. With all our staff, partners and agents, we are happy to provide all construction and precast companies who work in the building industry with full service and 100% support.

## TERWA CONSTRUCTION GROUP

### Terwa Construction Netherlands (HQ)

**Global Sales & Distribution**  
Kamerlingh Onneslaan 1-3  
3401 MZ IJsselstein  
The Netherlands  
**T** +31-(0)30 699 13 29  
**F** +31-(0)30 220 10 77  
**E** [info@terwa.com](mailto:info@terwa.com)

### Terwa Construction Central East Europe

**Sales & Distribution**  
Strada Sânzieni  
507075 Ghimbav  
Romania  
**T** +40 372 611 576  
**E** [info@terwa.com](mailto:info@terwa.com)

### Terwa Construction Poland

**Sales & Distribution**  
Ul. Cicha 5 lok. 4  
00-353 Warszawa  
Poland  
**E** [info@terwa.com](mailto:info@terwa.com)

### Terwa Construction India & Middle East

**Sales & Distribution**  
India  
**T** +91 89 687 000 41  
**E** [info@terwa.com](mailto:info@terwa.com)

### Terwa Construction China

**Sales & distribution**  
5F 504, No. 101 Chuanchang road  
PRC, 200032, Shanghai  
China  
**E** [info@terwa.com](mailto:info@terwa.com)

**ALL SPECIFICATIONS CAN BE CHANGED WITHOUT PREVIOUS NOTICE.**

## DISCLAIMER

Terwa B.V. is not liable for deviations due to wear of the products it has delivered. Neither is Terwa B.V. liable for damage due to inaccurate and/or improper handling and use of the products it has delivered and/or use of same for purposes other than those intended.

Terwa B.V.'s responsibility is furthermore limited in accordance with article 13 of the "Metaalunie" conditions, which are applicable for all Terwa B.V. deliveries. The user is responsible for ensuring compliance with all applicable copyright laws. Without limiting the rights under copyright, no part of this documentation may be reproduced, stored in or introduced into a retrieval system, or transmitted in any form or by any means (electronic, mechanical, photocopying, recording, or otherwise), or for any purpose, without the express written permission of Terwa B.V.